



Marry Abroad Simply

# How to get married *in Denmark*

A step-by-step guide






Marry Abroad Simply

# Getting Married in Denmark as a Foreigner:

## Your Step-by-Step Guide

Denmark is known for its straightforward marriage process and warm welcome for international couples, making it an appealing destination for weddings. Whether you're an EU citizen or from further afield, this guide will walk you through the steps needed to get married in Denmark, providing insider tips and a few unique pointers from the experts at Marry Abroad Simply.



To discuss your ideal wedding, please call: +45 3696 4950 or WhatsApp: +45 7149 3483





# Contact an agency

Contact an agency

Contact an agency



## Marry Abroad Simply

We have a 100% success rate and we back that up with a 100% refund if your application is rejected

Google 5.0 ★★★★★ 1.3K

## Step 1: Contact an Experienced Wedding Agency

Starting your journey with a reputable wedding agency can make the entire process much simpler. Marry Abroad Simply is one of Denmark's oldest and most established agencies, handling approximately 35% of all foreign weddings in the country. With over 2,000 five-star reviews on Trustpilot and Google Business, we have a proven track record of success.

### Why Choose Marry Abroad Simply?

- **100% Success Rate:** Backed by a refund promise, giving you peace of mind.
- **Expertise:** We have decades of experience with Danish government documents and processes.
- **Comprehensive Service:** We work with every town hall in Denmark, offering flexibility in choosing your wedding location.
- **Personalised Support:** In-house document specialists guide you through each step.

By choosing an experienced agency, you avoid common pitfalls and ensure all legal requirements are met without unnecessary stress.



# Documents checklist

Documents checklist  
Documents checklist



Marry Abroad Simply

Contact Us for a Free No Obligation  
Documents List



+45 7149 3483



[interest@marryabroadsimply.com](mailto:interest@marryabroadsimply.com)

## Step 2: Gather and Confirm Required Documents

After reaching out to Marry Abroad Simply, you will receive a personalised, complimentary checklist of the documents needed for your application—no upfront fees required. Generally, you will need:

- A valid passport or EU ID card
- Proof of legal entry into Denmark if required (EU Residency permit, visa or visa free 90 day)
- If married before – Divorce or Death certificate legalised as advised by your consultant.
- Relationship evidence to show longevity and contact



### Tips:

- **High-Quality Photos:** Ensure all documents are clear and legible with all four corners of each one showing.
- **Translations:** Documents not in English or German may require professional translation.

Marry Abroad Simply can assist with certified translators if needed.



Step 3/5

# Submit documents

Submit document  
Submit document



Marry Abroad Simply

Submit Documents Easily via WhatsApp or  
Email



## Step 3: Submit Documents Easily via WhatsApp or Email

Marry Abroad Simply allows you to submit your documents digitally through WhatsApp or email, offering convenience and speed. Their team of document specialists will carefully review each document to ensure compliance with Danish authority standards.

We work with you to choose the best wedding venue for your needs, taking into account availability and travel requirements, and then we submit the documents on your behalf to the venue.

### Benefits:



- Secure Submission: Your personal information is handled with confidentiality and care.
- Expert Review: Potential issues are identified and resolved before submission to authorities.
- Convenience: No need to send original documents via mail.

**Note:** Clear communication with your agency ensures a smooth process. Don't hesitate to ask questions or seek clarification on any requirements.



Step 4/5

# Wait for confirmation



## Marry Abroad Simply

It takes around five working days to receive your prøvelsesattest (approval to get married)



## Step 4: Await Approval and Schedule Your Wedding Date

Once your documents are submitted, Marry Abroad Simply will handle communication with the Danish Agency of Family Law. Approval typically takes a few days, after which you will receive your “**prøvelsesattest**” (marriage licence), valid for four months.

### Next Steps:

With the marriage licence approved, Marry Abroad Simply will work with you to ensure the perfect wedding day. We handle the entire booking process and arrange witnesses if required at no extra cost.





Get married!  
Get married!  
Get married!



## Marry Abroad Simply

Then it is all about dresses, photography,  
food & drink, and flowers!

## Step 5: Celebrate Your Wedding Day in Denmark

With all preparations complete, you can focus on enjoying your special day. Denmark's inclusive and welcoming culture ensures that all couples feel celebrated.

### What to Expect:

- Ceremony: A simple yet meaningful service, often held in a charming town hall or picturesque outdoor setting.
- Marriage Certificate: Issued on the same day and recognized internationally.
- Optional Services: Marry Abroad Simply can connect you with photographers, florists, and other vendors to personalise your wedding.



### Additional Considerations:

- Witnesses: are provided and included as part of the service unless otherwise specified
- Apostille Stamp: If your home country requires an Apostille for legal recognition of your marriage certificate, Marry Abroad Simply can arrange this for you.





# Marry Abroad Simply

STEP 1



Contact an  
Experienced  
Wedding  
Agency

STEP 2



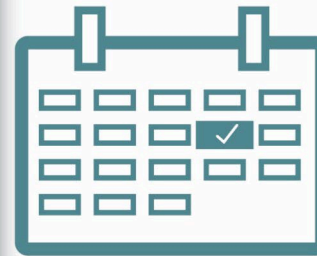
Receive a  
Tailored  
Documents  
Checklist

STEP 3




Submit  
Documents  
Easily via  
WhatsApp or  
Email

STEP 4



Approval and  
Confirmation of  
Your Wedding  
Date

STEP 5



Celebrate  
Your Wedding  
Day



Marry Abroad Simply

# Start Planning Your Danish Wedding Today

Embarking on your journey to get married in Denmark is an exciting step. With the right support and guidance from Marry Abroad Simply, you can look forward to a seamless process and a memorable wedding day.

## Contact Information:

- **Website:** [Marry Abroad Simply](https://marryabroadsimply.com)
- **Email:** [interest@marryabroadsimply.com](mailto:interest@marryabroadsimply.com)
- **Phone:** +45 3696 4950

